

Band	698-960 / 1710-2690
Polarization	XXXXX
Half-power Beam Width	65°



### Model: 5X65-7891727RTDW

Frequency Range	698-806MHz	806-960MHz	1710-2170MHz	2170-2690MHz
Polarization	±45°		±45°, ±45°	±45°, ±45°
Gain	16.0 ±0.8	16.5 ±0.8	17.0 ±0.7	17.5 ±0.7
Horizontal Beam Width	70 ±4.0	68 ±5.0	62 ±5.0	60 ±6.0
Front-to-Back Ratio	≥24	≥23	≥25	≥25
Vertical Beam Width	9.5 ±0.8	8.5 ±0.9	7.7 ±0.8	6.2 ±0.8
Adjustable Electrical Downtilt	0°-10° , continuously adjustable		0°-10° , continuously adjustable	
Sidelobe suppression for first sidelobe above main beam	≥16	≥16	≥18	≥18
Null-fill	-		-	
VSWR	≤1.5		≤1.5	
Isolation Between Ports	≥25			
3rd Order PIM@2x43dBm	≤-150dBc		≤-150dBc	
Maximum Input Power	500W		250W	
Impedance	50Ω			
Lightning Protection	DC Ground			
RET	AISG 2.0 (Internal RET)			

Connector Type	7/16 DIN Female x 10
Mounting Hardware	
Mast Diameter Adjustable	φ 50mm - φ 115mm
Downtilt Angle	0° - 20°
Operating Temperature Range	-40°C - +65°C
Operating Humidity	0 - 95%RH
Enclosure Protection	IP55
RF Connector Protection	IP67
Wind Load(at 150km/h)	1283N
Wind Velocity	200 km/h
Weight	≤36kg
Dimension	2460mm x 350mm x 250mm

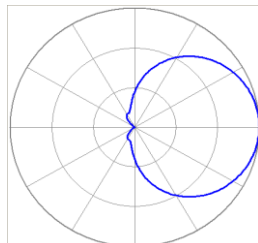
Values based on NGMN-P-BASTA (Version 9.6) requirements



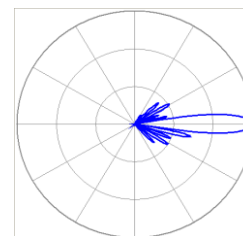
Horizontal Pattern

Vertical Pattern

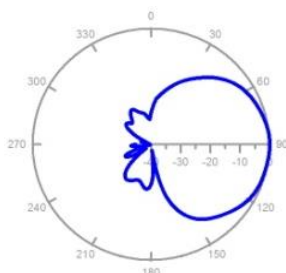
698-960MHz



698-960MHz



1710-2690MHz



1710-2690MHz

